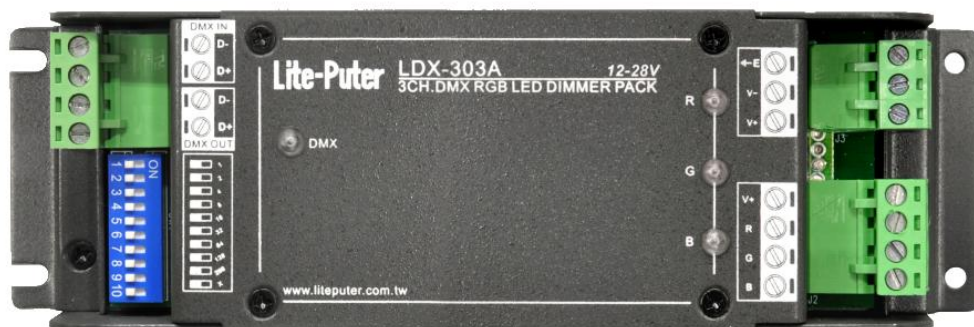


LDX-303A

3 Channel LED Dimmer Pack

【User Manual】



Lite Puter Enterprise Co., Ltd.

Website: www.liteputer.com.tw

E-mail: sales@liteputer.com.tw

INDEX

1	INTRODUCTION	1
1-1	FEATURES	1
1-2	SPECIFICATIONS	1
1-3	FRONT PANEL	1
2	SETTING	2
2-1	DMX MANUAL SETTING	2
2-2	DMX AUTO ADDRESSING.....	2
	LIMITED WARRANTY.....	4

1 Introduction

1-1 Features

1. 0 – 100% dimmable
2. PWM control
3. DMX-512
4. DMX-512 auto addressing
5. Overload/overheat protection

1-2 Specifications

Power Input: DC 12 – 28V

Output: 3A per channel, total 9A

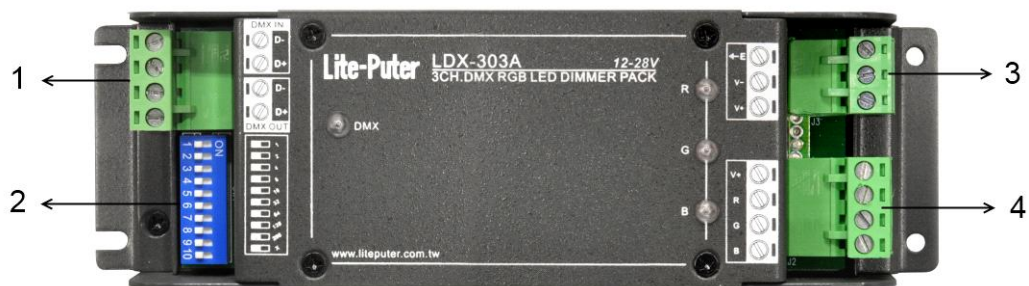
Protocol: DMX-512

Connector: 3-pin/4-pin green terminal

Dimension: 176 (W) * 55 (H) * 34 (D) mm

Weight: 200g

1-3 Front panel

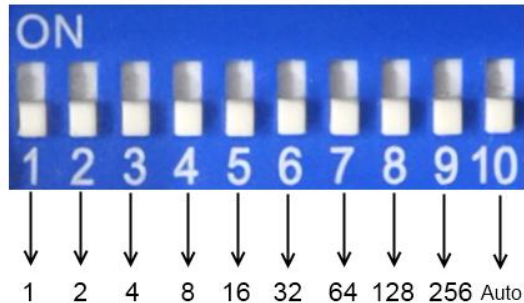


1. DMX Input/Output
2. DIP Switch (DMX-512 Addressing)
3. DC Input
4. DC/LED Output (V+, R-, G-, B-)(common anode LEDs)

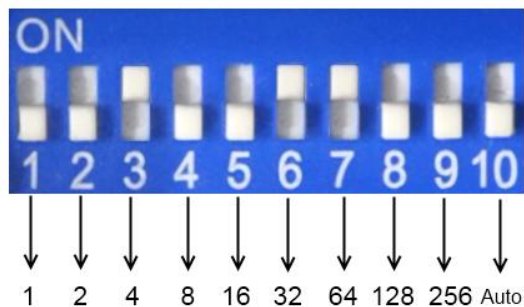
2 Setting

2-1 DMX Manual Setting

DIP switch use 8421 code, the value each number stands for as below,




Example: To set DMX address to 100, switch DIP 3,6,7 on, which stand for 4, 32, 64 respectively. Then DMX address will be 100 (4+32+64) as below.



2-2 DMX Auto Addressing

To set DMX auto addressing, simply turn DIP 10 on.



The default DMX start address is 1 in auto addressing mode.

If two LDX-303A which were set as auto addressing connected together, DMX address of first device will be 1 -3; DMX address of second device will be 4 - 6.

If other DMX devices are connected with auto-addressed LDX-303A, we recommend that connecting other DMX devices which are not auto-addressed **“before”** LDX-303A.

If other DMX devices are required to connect “after” auto-addressed LDX-303A, then

DMX address of other devices in the DMX universe =
The last DMX address of LDX-303A + Manual setting DMX address of other devices

For example, if one 6 channel DMX device is connected “after” two auto-addressed LDX-303A, the DMX addresses of these two LDX-303A will be 1 – 3 and 4 – 6, respectively. If the manual DMX address of this 6 channel DMX device is manually set to 7, the real DMX address of this device in this DMX universe will be 13 (6 + 7).

Figure 1: Connecting other manually DMX setting devices before auto-addressed LDX-303A.

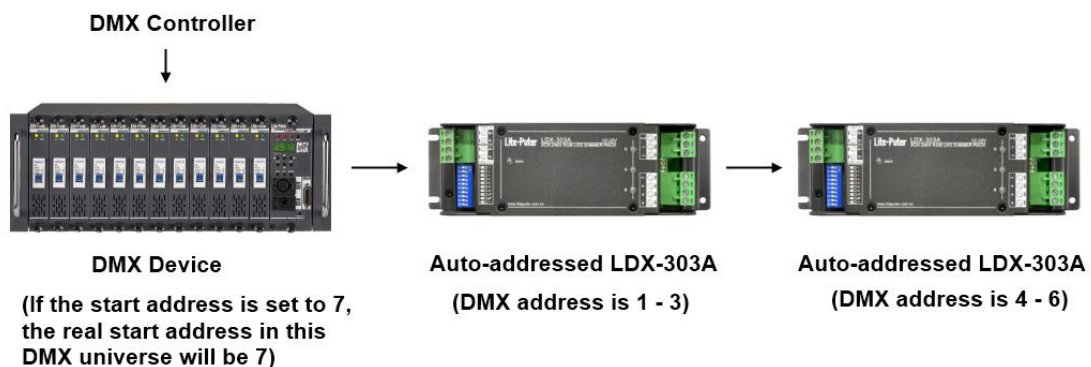



Figure2: Connecting other manually DMX setting devices after auto-addressed LDX-303A.



Limited Warranty

1. Lite-Puter is only responsible for the product itself.
2. Lite-Puter guarantees to keep Lite-Puter's from manufacturing defects within a year since the distributing date.
3. Lite-Puter does not offer on-site service. If the defects appears
In Lite-Puter's product, please deliver the product to local distributors or to Taipei headquarters.
4. The warranty does not cover:
 - a. Any fault caused by false usage, imprudence (collision, inadequate installation or adjustment, insufficient ventilation, or improper repairs)
 - b. Force majeure factors (*flooding, earthquake, thunder, volcanic eruption, tsunami or other factors beyond Lite-Puter control*).
 - c. The cost of installing, reinstalling, adjusting, repairing, or reprogramming the product.
 - d. Other products or devices which are offered by Lite-Puter or not by Lite-Puter.
5. Lite-Puter does not warrant the product will operate without interruption or being free of error.

Revision Record

Version	Record
A	First issued
B	DMX input edited

Issued: 2011/07

Lite-Puter

World Headquarters :

Lite-Puter Enterprise Co., Ltd.

Address: 11F, No. 189, Gangqian Rd., Neihu Dist., Taipei City 11494, Taiwan.

Tel: +886-2-27998099

Fax: +886-2-27993828

Website: www.liteputer.com.tw

E-mail: sales@liteputer.com.tw

Shanghai Factory :

Lite-Puter Technology (Shanghai) Co.,Ltd.

Address: Building B5, No. 298, Lane 3509, Hongmei S. Road, Shanghai,
China

Zip Code:201108

Tel: +86-21-54408210

Fax: +86-21-64978079

Shanghai Sales Center :

Address: Room 701, Building Gem, No. 487, Tianlin Road, Shanghai, China

Zip Code: 201103

Tel: +86-21-33674316 / 33674850

Fax: +86-21-33674013

Website: www.liteputer.com.cn

E-mail: sales_china@liteputer.com.tw